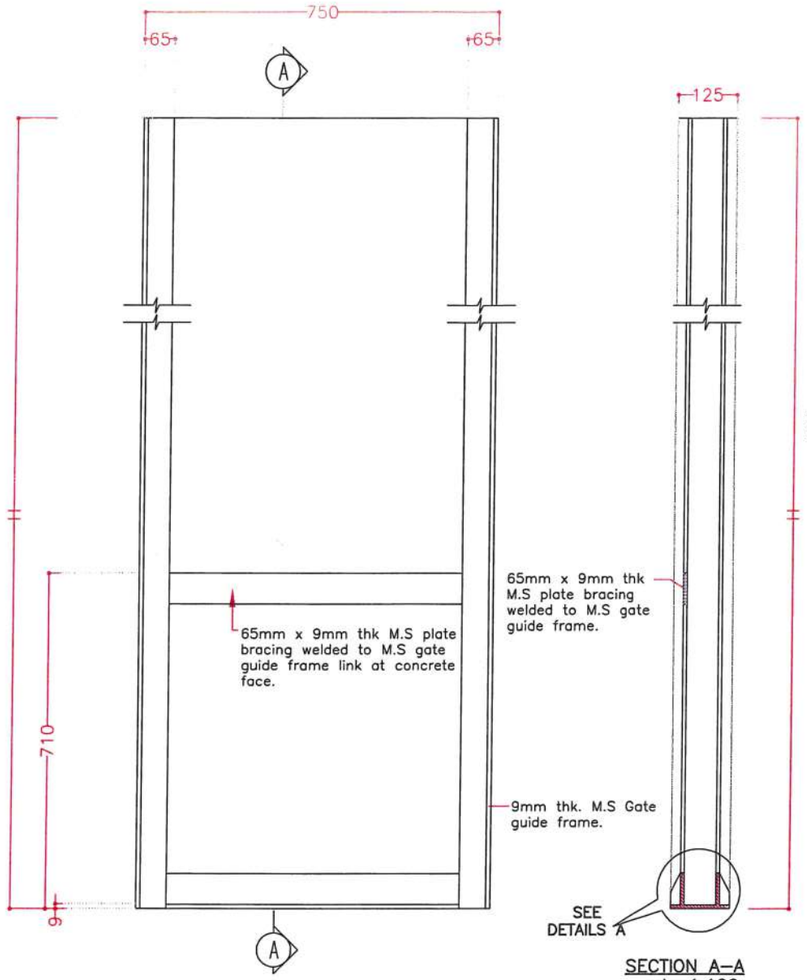

ELEVATION OF GATE FRAME
scale 1:100

SECTION A–A
scale 1:100

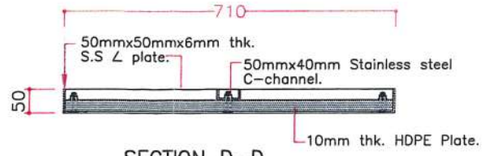

SECTION D–D

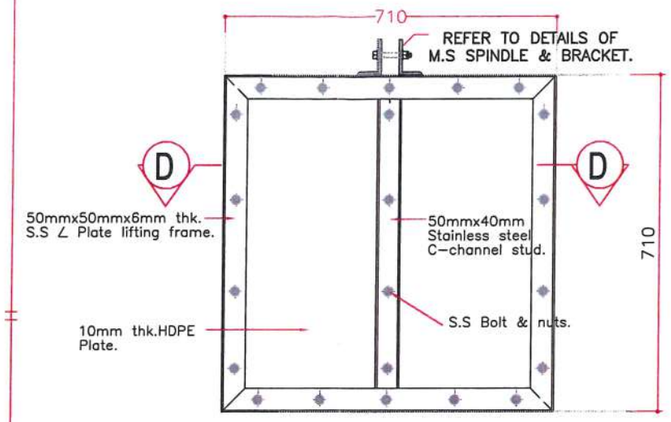

BACK ELEVATION

LIFTING HDPE DEVICE FRAME
(scale 1:25)

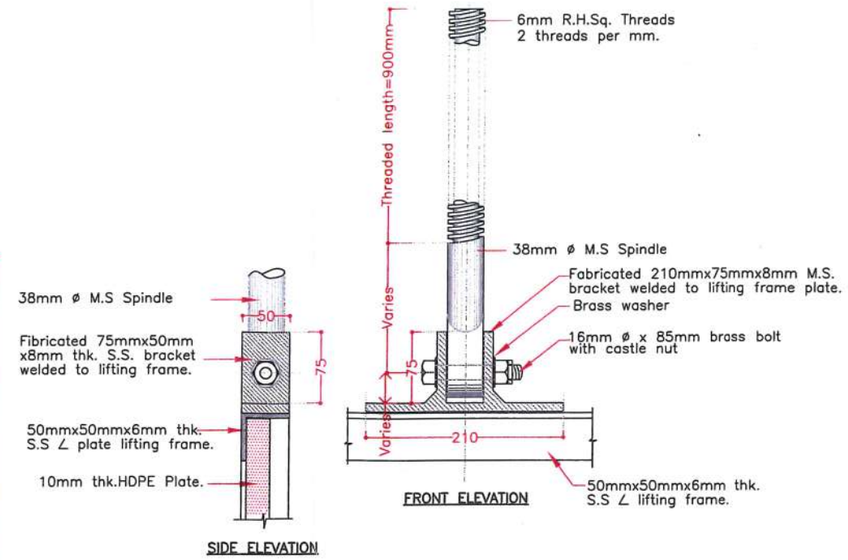

SIDE ELEVATION

FRONT ELEVATION

DETAIL OF M.S SPINDLE & BRACKET
scale 1: 50

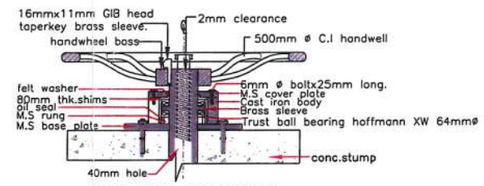

SECTIONAL ELEVATION

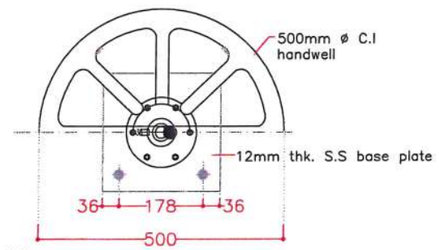

PLAN OF HANDWHEEL

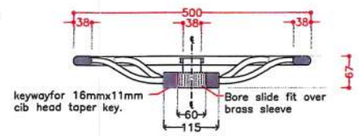

DETAILS OF C.I
HANDWHEEL

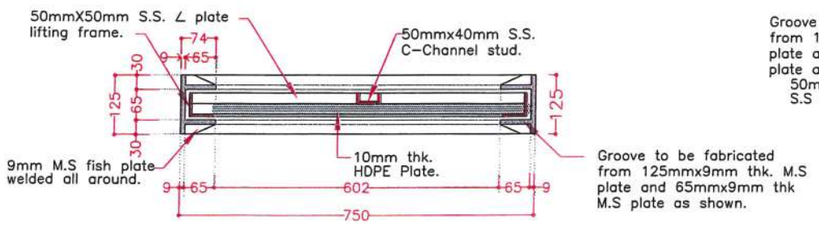

SECTIONAL PLAN
scale 1:100

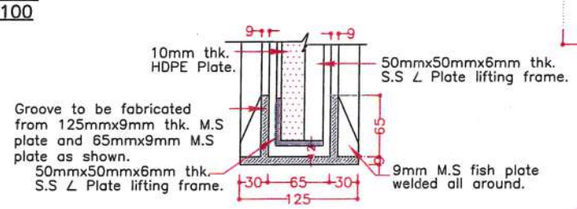

DETAILS A
scale 1:50

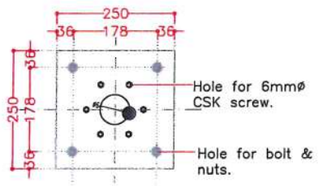

DETAILS OF
M.S BASE PLATE

NOTES :

1. All dimensions in milimeters unless otherwise indicated.
2. PAINTING
   As specified for all exposed concrete surface.
3. All metal surfaces to be cleaned with emercy cloth and painted with one coat of red oxide and two finishing coats of coal tar epoxy.
4. M.S plate should be properly greased at the contact area.
5. All welding must be done in the workshop and proper precautions taken to prevent excessive distortion of members.
6. The surface of the guides should be machined smoothly.
7. S.S=Stainless steel, ∠ = Angle plate.
8. The height of gate guide 'H' is to be determined and approved by SO

PULAU PINANG
KAWASAN PEMBANGUNAN PERTANIAN BERSEPADU
PULAU PINANG
Jalan Jelawat, Bandar Seberang Jaya,
13700 Perai, Pulau Pinang
Tel: 04-3907801
Fax no: 04-3907803

BUTIRAN	NOTA / PINDAAN	TANDA TANGAN	TARIKH
1	PINDAAN 1		4/1/2018

KAWASAN PEMBANGUNAN PERTANIAN BERSEPADU PULAU PINANG

DETAILS 600mm ø HDPE SCREWDOWN GATE GUIDE

INILAH PELAN YANG BERKENAAN DIDALAM KONTRAK NO:

HJ. KHIRLUDDIN BIN DARUS
JURUTERA PROJEK
KAWASAN PEMBANGUNAN PERTANIAN BERSEPADU
NEGERI PULAU PINANG

	TANDATANGAN	NAMA	TARIKH	SEKIL: 1 : 100 & AS SHOWN
DIUBAHSUAI OLEH				NO. PELAN: MDN/STD/14/17-45A
DILUKIS OLEH		ANIS BINTI MOHD ISA		NO. NEG.
DISEMAK OLEH		IR. SITI NORAZELA BT HASAN		NO. KABINET